

### **3A Hebrew Intersession Packet**

Hello third grade! We just finished reviewing the alef-bet in class, and our intersession assignments will help us remember the letters, writing, and reading. All of the worksheets come from the "Skill and Drill" Hebrew book, a wonderful book that I love to pull worksheets from. Each week has a different assignment. Please have your parent sign on the line after each one is completed! Also, If you need help remembering the letters and the sounds they make, look back in our Hebrew Primer Express book. It's all there!

-Morah Orah

#### **Week of the 18th**

Happy Hanukkah! Please do pages 12 and 15. Page 12 is a review chart with the letters, their names, and sounds. Page 15 explains why some letters have dots. Also enjoy lighting the candles and singing the blessings with your family!

Parent's signature: \_\_\_\_\_

**Week of the 25th**. Break! No Homework! Happy New Year!

#### **Week of the 1st**

This week is a vowels review. Please do page 16, which will help with page 18, which you should also do!

Parent's signature: \_\_\_\_\_

### **Week of the 8th**

Now we'll review beats and baskets—a great way to learn about syllables in Hebrew.

Please complete pages 22, 23, and 24. Page 22 reviews beats and baskets, page 23 explains the special “shva” vowel, and page 24 is practice!

Parent's signature: \_\_\_\_\_

### **Week of the 15th**

This week we'll review some special letter rules. Please do pages 45, 48, and 49. Page 45 shows the different roles of the letter “vav.” 48 and 49 goes over some special word endings.

Parent's signature: \_\_\_\_\_


Have a wonderful break! See you on January 22nd!

# The Aleph Bet

Let's practice the Aleph Bet once more. This time you need to complete the chart. Add whatever is missing for each letter. Give this a try!

Name	Sound	Letter	
Mem			.16
		ם	.17
	"n"		.18
Nun Sofeet			.19
		ן	.20
	takes sound of vowel	ע	.21
	"p"		.22
	"f"		.23
		ף	.24
Tzadi			.25
	"tz"		.26
Koof			.27
		ך	.28
	"sh"		.29
		ש	.30
		ת	.31

Name	Sound	Letter	
	takes sound of vowel	א	.1
Bet			.2
	"v"		.3
		ב	.4
		בּ	.5
	"h"		.6
Vav			.7
Zyin			.8
		ו	.9
Tet			.10
	"y"		.11
		ז	.12
	"ch"		.13
	"ch"		.14
		כ	.15



## Dots Inside Hebrew Words

Sometimes you'll see a dot inside of a letter. This dot is called a dagesh. The dagesh either 1) affects the sound of the letter or; 2) gives the letter emphasis without changing its sound. Let's look at two groups of dagesh letters.

Instructions: Fill in the sound of each letter on line one. Read the words on line two.  
Notice that the sound of these letters is affected by the dagesh.

1.    פ    פ    כ    כ    ב    ב    ש    ש

2.    פְּרָח    כְּסֵף    בְּבָה    שְׂמֹחָה    שְׂמַיִם

Did you know?

Many of the other letters can also have a dagesh but the dagesh doesn't change their sound. The dot gives the letter emphasis or the weight of a syllable.

Instructions: Add the dagesh for the letters on line three using the gray dot as a guide.  
Read the words on lines four and five.

3.    ג    ד    ו    ז    ט    י    ל    מ    נ    ס    צ    ק    ש    ש    ת

4.    מְזִיג    מְגֵשׁ    נִיד    לְפִטֵּר    לְצֵלִים

5.    נִיקוּז    נְקוּדָה    הַשְּׁבֵת    תְּתַגְדֵּל

These letters never have a dagesh: א ה ח ע ר.  
They are called guttural letters. When pronounced correctly these letters' sounds are pronounced from the throat.

# Try this!!

Do you know these vowels?

Step one:

Write the sound of each vowel on the line.

\_\_\_\_\_  \_\_\_\_\_  \_\_\_\_\_  .1

\_\_\_\_\_  \_\_\_\_\_  \_\_\_\_\_  .2

\_\_\_\_\_  \_\_\_\_\_  \_\_\_\_\_  .3

\_\_\_\_\_  \_\_\_\_\_  \_\_\_\_\_  .4

Step two:

Can you write these sounds in English?

\_\_\_\_\_  \_\_\_\_\_  \_\_\_\_\_  .6

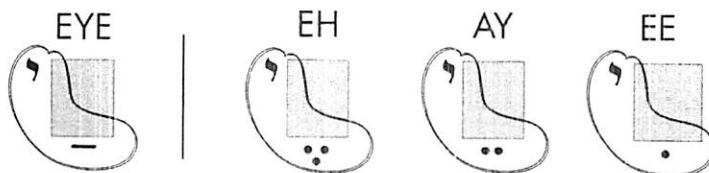
\_\_\_\_\_  \_\_\_\_\_  \_\_\_\_\_  .7

In Hebrew, vowels are symbols that come below, beside or above the letters. Most vowels appear under the letters. Let's look at the different vowels, how they look, where to find them, and the sounds they make.

OH	IH	OO	EE	EH	EH	AY	AH	AH	AH	
										<u>below</u>
T:	:	••	•	••	••	••	—:	—	T	
				OH	OO					
										<u>beside</u>
				OH						
										<u>above</u>

## VOWELS WITH YUD:

When the 'ee' vowel (•), the 'ay' vowel (••), and the 'eh' vowel (••) are followed by yud, they make an 'ee' bean, an 'ay' bean and an 'eh' bean. **SPECIAL RULE:** When the 'ah' vowel (—) is followed by yud and is also at the end of a word, it makes the "eye" sound. Drawing a "bean" around the vowel and the yud that follows helps us see this combination.



Hebrew words break down into syllables just as words do in English. Many times, one letter and the vowel beneath it form one syllable or beat. Several letters and a vowel can also combine to form a beat. Here is how it's done:



A letter and a vowel make a beat. A letter without a vowel of its own is part of a beat. We put a loop under each beat. Then we write the number of beats in the word on the line.

Loops or baskets are made from right to left in the same direction that we read Hebrew. So let's, "Read the words. Count the beats. Put each beat in a basket!" Use a pencil.

1.      הַאָרֶץ      שְׁלוֹם      הוּא

\_\_\_\_\_ 3      \_\_\_\_\_ 2      \_\_\_\_\_ 1

Instructions: Read these words from the "Try This" activity on page 20.


This time, read the words, count the beats and put each beat in a basket!

2.      מִיטָה      תֵּקָר      קִיר      כּוֹס

\_\_\_\_\_      \_\_\_\_\_      \_\_\_\_\_      \_\_\_\_\_ 1

3.      מֵאֲחֹרֵי      מֵאֲבָק      פִּיקְדוֹן

\_\_\_\_\_      \_\_\_\_\_      \_\_\_\_\_



## The Shva Vowel

The SHVA is a very important vowel. The 'shva' vowel ( : ) makes the 'ih' sound, gives emphasis to the letter it is under and tells us where in the word to stop for the beat. The shva works like a STOP sign in Hebrew words helping us see syllables or beats.

### Part One:

Shva in the beginning of a word makes a beat.

1. שְׁמוֹ      לְסוֹף      לְעֵת

Instructions: Read these words. Count the beats. Put each beat in a basket.

2. בְּלִי      יְהוּדִי      פְּנִימָה      רְצָה      לְבָנָה

\_\_\_\_\_

### Part Two:

Shva inside a word ends a beat.

3. מְלִכִּי      יְגִדֵּל      יִשְׂרָאֵל

Instructions: Read these words. Count the beats. Put each beat in a basket.

4. אֶסְתֵּר      שְׂמֵדָה      הַתְּקוּהָה      שְׂגֵרָרוֹת

\_\_\_\_\_

## Part Three:

Double Shva combines Part One and Part Two.

The first shva ends a beat. The second shva is a beat of its own.

1.      נְפִישָׁה      בְּשִׁבְתָּהּ


Instructions: Read the words. Count the beats. Put each beat in a basket.

2.      תְּרַנְּגוּלָת      אֶרְצָה      הֶרְצְלִיה      פִּחְדָּהּ

\_\_\_\_\_

3.      זְכָרְכֶם      טְבִלָּה      יִלְבְּשׁוּ      בְּגִדָּהּ

\_\_\_\_\_

 COOL RULE!

'Beats and Baskets' is the handiest trick or skill you will learn. Make 'beats and baskets' (or loops) your first step when reading in Hebrew. You will quickly see that long words become a lot easier to read. Try some more!

4.      מִמְּלָךְ      עוֹלָם      תְּהִלָּה      בְּרוּךְ      לְתִרְגִּיל

\_\_\_\_\_



# Vav is Special

The letter vav plays different roles. Let's look at them more closely.

a) *Vav is a vowel.*

When vav has a dot, it is a vowel. What is the sound of these two vowels?



b) *Vav is also a consonant.*

Vav makes the "v sound" when:

- it has a vowel underneath it.

וְעַד .1

- it has a dagesh (dot) inside of it AND has a vowel below it.

וְצִוְנוּ מְצִוָּה .2

- the letter before it has a vowel.

בְּמִצְוֹתָיו .3

c) *Vav is a beat at the beginning of a word.*

Vav at the beginning of a word means 'and'.

וְאֵתָהּ וּבְקוֹמָהּ וְאַנְחָנוּ .4

Instructions: On the line, write the correct sound of the vav(s) in these words.

\_\_\_\_ וְעַד \_\_\_\_\_, \_\_\_\_\_, \_\_\_\_\_ וְצִוְנוּ \_\_\_\_\_ מְצִוָּה .5

\_\_\_\_ וְרַד \_\_\_\_\_, \_\_\_\_\_ וְדוּד \_\_\_\_\_ תְּקוּהָ .6

When ח comes at the end of a word, it is always read as "ach".  
Let's look at some words with this special ending.

Instructions: Read the words. Underline the word on each line that doesn't match the ח ending.

1. פוֹחַ רוּחַ שֵׁלַח לְסִלּוֹחַ מִלּוֹחַ

2. שֵׁטַח פּוֹתַח רוֹקַח אֲבֹטִיחַ פּוֹחַ

3. מִצְלִיחַ מְזַרְחַ מְצַמִּיחַ מוֹשִׁיחַ

## ע at the End of a Word

Ah-yin at the end of a word is silent. When it has the patach vowel underneath it, ע, it is read as 'ah' and makes a beat.

Instructions: Read the words. Then put each ע beat in a basket.

4. לְבַלּוֹעַ גְּרוּעַ שֶׁבַע מִדּוּעַ מִסָּעַ

5. רַע מוֹשִׁיעַ לְהוֹשִׁיעַ קִבַּע שָׁבוּעַ

6. קָבוּעַ יָדַע יָדוּעַ לְבַלּוֹעַ לְאַמֵּץ



## יָ at the End of a Word

The 'ahv' ending is the possessive ending for 'his'. It is used with plural nouns like those below from the siddur and Torah.

Instructions: Read the words. Put each 'ahv' beat in a basket.

(his ways)                      דַּרְכָּיו = דַּרְכֵּים .1

(his words)                      דְּבָרָיו = דְּבָרֵים .2

(with His commandments)      בְּמִצְוֹתָיו = בְּמִצְוֹת .3

## יֵ at the End of a Word

'OO-EE' is an ending that you will see once in a while.

Instructions: Read these words out loud.

(depends on)      תִּלְוֵי                      (cure)      רַפּוּי .4

(free/available)      פְּנוּי                      (expected)      צְפוּי .5

(revealed)      גְּלוּי                      (desired)      רְצוּי .6